







Home Learning Timetable - WB 11/01/21

Please remember to send evidence of learning. Children will receive tokens for completing home learning tasks.

This can be done by adding photos or videos to your child's learning journal on the EyLog app. Simply click the '+' button at the top right of your screen, add/type a description of what your child has been doing (how well they did) and you can attach photos/videos of work by clicking the relevant menus at the bottom of your screen. Once all files have been selected click 'done' at the top and it will be sent to your child's teacher.

Please add a date and title to any work recorded in your child's blue book.

PHONICS: Over this term we will revise the set 1 phonics sounds from read write ink. The children have learnt how to recognise many of these sounds but still need practise writing them and using them to read and spell words. Ruth Muskin is doing RWI phonics lessons daily on her you tube channel. These will be available for 24 hours from 9.30 am.

	Maths 	Phonics 	Writing Activity 	The World 
Day 1	Alive in 5 – Week 1 Play session 1 https://whiterosemaths.com/homelearning/early-years/alive-in-5-week-1/ Complete 'Get the activity' https://wrm-13b48.kxcdn.com/wp-content/uploads/2020/11/PDF-Alive-in-5-Week-1-Session-1.pdf <i>Approx. Lesson Time – 20 minutes</i> <i>Evidence Required – Photo/Video of activity</i>	https://www.youtube.com/channel/UCo7fbLgY2oA_cFClg9GdxtQ Please watch and learn Set 1 Speed Sound Lesson Set 1 Word Time Reading Set 1 Spelling You may need to pause the videos at points to give the children time to write. <i>Approx. Lesson Time – 30 minutes</i> <i>Evidence Required – photo/video of reading or writing/spelling</i>	Practise drawing a circle, square and triangle. These shapes are important when it comes to forming letters. An adult could draw these first for you to copy. Complete page 2 of your writing patterns booklet. <i>Check your sitting are holding your pencil correctly.</i> <i>Approx. Lesson Time – 10 minutes</i> <i>Evidence Required – photo of handwriting</i>	Reading Share stories with someone at home. Read together. Try and guess what might happen next in the story. How do you think the story will end? Read some of your reading book. Sound the words out (Fred talk) to read the words. Try and retell a story that you have read. <i>Approx. Lesson Time – 20 minutes</i> <i>Evidence Required – Video of reading/retelling of story.</i>

<p>Day 2</p>	<p>Alive in 5 – Week 1</p> <p>Play session 2</p> <p>https://whiterosemaths.com/homelearning/early-years/alive-in-5-week-1/</p> <p>Complete ‘Get the activity’</p> <p>https://wrm-13b48.kxcdn.com/wp-content/uploads/2020/11/PDF-Alive-in-5-Week-1-Session-2-.pdf</p> <p><i>Approx. Lesson Time – 20 minutes</i> <i>Evidence Required – Photo/Video of activity</i></p>	<p>https://www.youtube.com/channel/UCo7fbLgY2oA_cFCI9GdxtQ</p> <p>Please watch and learn</p> <p>Set 1 Speed Sound Lesson Set 1 Word Time Reading Set 1 Spelling</p> <p>You may need to pause the videos at points to give the children time to write.</p> <p><i>Approx. Lesson Time – 30 minutes</i> <i>Evidence Required – photo/video of reading or writing/spelling</i></p>	<p>Practise writing your name. Use your name card to write on with your white board pen first. Can you copy your name into your book?</p> <p>If you can write your name on your own, try writing your name on a line. Think carefully how each letter sits on the line.</p> <p><i>Approx. Lesson Time – 10 minutes</i> <i>Evidence Required – photo/video of writing</i></p>	<p>Reacting to hot and cold</p> <p>https://classroom.thenational.academy/lessons/to-understand-how-humans-react-differently-to-hot-and-cold-6tj32d</p> <p>Learning about the difference between hot and cold and how it effects our bodies.</p> <p>Activity – pick out some clothes to wear when it is hot and cold.</p> <p><i>Approx. Lesson Time – 15 minutes</i> <i>Evidence Required – photo of clothes sorted into hot and cold.</i></p>
<p>Day 3</p>	<p>Alive in 5 – Week 1</p> <p>Play session 3</p> <p>https://whiterosemaths.com/homelearning/early-years/alive-in-5-week-1/</p> <p>Complete ‘Get the activity’</p> <p>https://wrm-13b48.kxcdn.com/wp-content/uploads/2020/11/PDF-Alive-in-5-Week-1-Session-3.pdf</p> <p><i>Approx. Lesson Time – 20 minutes</i> <i>Evidence Required – Photo/Video of activity</i></p>	<p>https://www.youtube.com/channel/UCo7fbLgY2oA_cFCI9GdxtQ</p> <p>Please watch and learn</p> <p>Set 1 Speed Sound Lesson Set 1 Word Time Reading Set 1 Spelling</p> <p>You may need to pause the videos at points to give the children time to write.</p> <p><i>Approx. Lesson Time – 30 minutes</i> <i>Evidence Required – photo/video of reading or writing/spelling</i></p>	<p>Froze world Writing</p> <p>Look at your picture from last week and the words you wrote to describe it. This week we are going to write a sentence about your frozen world. You can use last weeks picture or create a new one!</p> <p>Look at your picture. What can you see? Could you describe anything? Look at your words from last week. Talk to your adult about some of the ideas you have. We are going to see how many sentences we can write. Think – which side do you start writing from? Remember the letter in a word sit next to each</p>	<p>Outside in Winter</p> <p>https://classroom.thenational.academy/lessons/to-name-things-that-you-can-see-outside-in-winter-c4t3ec</p> <p>Identifying things, we can see outside in Winter.</p> <p>Activity – Create your own Winter scene.</p> <p><i>Approx. Lesson Time – 20 minutes</i> <i>Evidence Required – photo creating Winter scene and final product.</i></p>
<p>Day 4</p>	<p>Alive in 5 – Week 1</p> <p>Play session 4</p>	<p>https://www.youtube.com/channel/UCo7fbLgY2oA_cFCI9GdxtQ</p>	<p>to see how many sentences we can write. Think – which side do you start writing from? Remember the letter in a word sit next to each</p>	<p>Identifying Features of a Polar Habitat</p>

	<p>https://whiterosemaths.com/homelearning/early-years/alive-in-5-week-1/</p> <p>Complete 'Get the activity'</p> <p>https://wrm-13b48.kxcdn.com/wp-content/uploads/2020/11/PDF-Alive-in-5-Week-1-Session-4.pdf</p> <p><i>Approx. Lesson Time – 20 minutes</i> <i>Evidence Required – Photo/Video of activity</i></p>	<p>Please watch and learn Set 1 Speed Sound Lesson Set 1 Word Time Reading Set 1 Spelling</p> <p>You may need to pause the videos at points to give the children time to write.</p> <p><i>Approx. Lesson Time – 30 minutes</i> <i>Evidence Required – photo/video of reading or writing/spelling</i></p>	<p>other. Leave a finger space between each word. An adult can model how to write the sentence first if needed. Could you help sound out the words.</p> <p>Start each sentence with</p> <p>It is _____.</p> <p>You fill in the gap. E.g. It is snowy. It is icy. It is cold.</p> <p>I bet you could think of lots more words.</p> <p><i>Approx. Lesson Time – 30 minutes (15 min a day)</i> <i>Evidence Required – photo of final piece of writing.</i></p>	<p>https://classroom.thenational.academy/lessons/to-identify-features-of-a-polar-habitat-and-locate-them-on-a-globe-6gw30r</p> <p>Finding out where polar habitats are located on a map. Looking at how animals have adapted.</p> <p>Activity – Building an igloo out of marshmallows or cotton balls.</p> <p><i>Approx. Lesson Time – 20/30 minutes</i> <i>Evidence Required – photo creating igloo and the final product.</i></p>
<p>Day 5</p>	<p>Alive in 5 – Week 1</p> <p>Play session 5</p> <p>https://whiterosemaths.com/homelearning/early-years/alive-in-5-week-1/</p> <p>Complete 'Get the activity'</p> <p>https://wrm-13b48.kxcdn.com/wp-content/uploads/2020/11/PDF-Alive-in-5-Week-1-Session-5.pdf</p> <p><i>Approx. Lesson Time – 20 minutes</i> <i>Evidence Required – Photo/Video of activity</i></p>	<p>https://www.youtube.com/channel/UCo7fbLgY2oA_cFClg9GdxtQ</p> <p>Please watch and learn Set 1 Speed Sound Lesson Set 1 Word Time Reading Set 1 Spelling</p> <p>You may need to pause the videos at points to give the children time to write.</p> <p><i>Approx. Lesson Time – 30 minutes</i> <i>Evidence Required – photo/video of reading or writing/spelling</i></p>	<p>Practising writing and forming your letter sounds using your letter rhymes correctly. Check you are starting each letter in the correct place. Look at a few letters each week.</p> <p><i>Parents/carers Please see your letter formation email for support with this.</i></p> <p><i>Approx. Lesson Time – 10 minutes</i> <i>Evidence Required – photo/video</i></p>	<p>Family Games</p> <p>Have some fun. In early years our children learn a lot through playing. They learn important social and communication skills and how to apply their knowledge and understanding.</p> <p>Spend some time over the week playing games, card or board games would be great. These help children to learn how to take</p>

				<p>turns and follow the rules of a game.</p> <p><i>Approx. Lesson Time – 20 minutes</i> <i>Evidence Required – photo/video</i></p>
<p>Additional learning activities which are updated daily can be found at</p> <p>https://www.bbc.co.uk/bitesize</p> <p>https://classroom.thenational.academy/</p> <p>https://www.youtube.com/c/TheBodyCoachTV/videos Pe with Joe Wicks</p> <p>https://www.bbc.co.uk/iplayer/episode/p06tmn51/andys-wild-workouts-series-1-1-under-the-sea Andy's Wild Work outs</p> <p>https://www.youtube.com/user/CosmicKidsYoga Cosmin Kids Yoga</p> <p>https://www.phonicsplay.co.uk/resources Phonics Play Explore games using phase 1 and 2 username: jan21 Password: home</p> <p>Resources, documents, and tasks will also be uploaded onto the EyLog ap. These can be found by pressing the menu (three lines) in the top right corner and selecting resources/documents.</p>				

We will monitor who has not complete tasks/sent evidence and follow this up.