







Home Learning Timetable - WB 18/01/21

Please remember to send evidence of learning. Children will receive tokens for completing home learning tasks.


This can be done by adding photos or videos to your child's learning journal on the [EyLog ap](#). Simply click the '+' button at the top right of your screen, add/type a description of what your child has been doing (how well they did) and you can attach photos/videos of work by clicking the relevant menus at the bottom of your screen. Once all files have been selected click 'done' at the top and it will be sent to your child's teacher.

Please add a date and title to any work recorded in your child's blue book and observations uploaded to EyLog.

PHONICS: Over this term we will revise the set 1 phonics sounds from read write ink. The children have learnt how to recognise many of these sounds but still need practise writing them and using them to read and spell words. Ruth Muskin is doing RWI phonics lessons daily on her you tube channel. These will be available for 24 hours from 9.30 am.

	Phonics 	Maths 	Writing Activity 	The World 
Day 1	<p>https://www.youtube.com/channel/UCo7fbLgY2oA_cFCI9GdxtQ</p> <p>Please watch and learn Set 1 Speed Sound Lesson Set 1 Word Time Reading Set 1 Spelling <i>(available from 9.30 am for <u>24 hours</u> only).</i></p> <p>You may need to pause the videos at points to give the children time to write.</p> <p><i>Approx. Lesson Time – 30 minutes</i> <i>Evidence Required – photo/video of reading or writing/spelling</i></p> <p>Challenge – Use one of your new words to write a sentence.</p>	<p><i>Rote count from 0 to 20 and back to 0</i></p> <p>Alive in 5 – Week 2</p> <p>Play session 1 – Composition of numbers to 5 (2 groups)</p> <p>https://whiterosemaths.com/homelearning/early-years/alive-in-5-week-2/</p> <p>Complete 'Get the activity'</p> <p>https://wrm-13b48.kxcdn.com/wp-content/uploads/2020/12/PDF-Alive-in-5-Week-2-Session-1.pdf</p> <p><i>Approx. Lesson Time – 20 minutes</i> <i>Evidence Required – Photo/Video of activity</i></p>	<p>Practise drawing a circle, square and triangle. These shapes are important when it comes to forming letters. An adult could draw these first for you to copy.</p> <p>Complete page 3 of your writing patterns booklet.</p> <p><i>Check you are sitting and holding your pencil correctly.</i></p> <p><i>Approx. Lesson Time – 10 minutes</i> <i>Evidence Required – photo of handwriting</i></p>	<p style="text-align: center;">Activities to work on anytime through the week.</p> <p>Assembly – Watch Mrs Wood's Celebration assembly (<i>Facebook or website</i>)</p> <p style="text-align: center;">PE</p> <p>Try to do some daily exercise to help keep you fit. You could join in with Joe Wicks PE lessons, Andy's Wild Workout, or some Cosmic Kids Yoga. All links are at the bottom of this page.</p> <p><i>Approx. Lesson Time – ? will depend on activity</i> <i>Evidence Required – Photo/Video of activity</i></p> <p style="text-align: center;">Reading</p> <p>Share <u>daily</u> stories with someone at home. Read together. Try and guess</p>

<p>Day 2</p>	<p>https://www.youtube.com/channel/UCo7fbLgY2oA_cFCI9GdxtQ</p> <p>Please watch and learn Set 1 Speed Sound Lesson Set 1 Word Time Reading Set 1 Spelling <i>(available from 9.30 am for 24 hours only).</i></p> <p>You may need to pause the videos at points to give the children time to write.</p> <p><i>Approx. Lesson Time – 30 minutes</i> <i>Evidence Required – photo/video of reading or writing/spelling</i></p> <p>Challenge – Use one of your new words to write a sentence.</p>	<p><i>Rote count from 0 to 20 and back to 0</i></p> <p>Alive in 5 – Week 2</p> <p>Play session 2 – How many altogether?</p> <p>https://whiterosemaths.com/homelearning/early-years/alive-in-5-week-2/</p> <p>Complete ‘Get the activity’</p> <p>https://wrm-13b48.kxcdn.com/wp-content/uploads/2020/12/PDF-Alive-in-5-Week-2-Session-2.pdf</p> <p><i>Approx. Lesson Time – 20 minutes</i> <i>Evidence Required – Photo/Video of activity</i></p>	<p>Practise writing your name. Use your name card to write on with your white board pen first. Can you copy your name into your book?</p> <p>If you can write your name on your own, try writing your name on a line. Think carefully how each letter sits on the line. Check your letter sizes.</p> <p><i>Approx. Lesson – 10 minutes</i> <i>Evidence Required – photo/video of writing</i></p>	<p>what might happen next in the story. How do you think the story will end?</p> <p>Read some of your reading book each day. Sound the words out (Fred talk) to read the words.</p> <p>Share your favourite book with me. Tell me why you like it.</p> <p><i>Approx. Lesson Time – 10 minutes daily</i> <i>Evidence Required – Video of reading/Photo</i></p> <p style="text-align: center;">Home Baking</p> <p>Do a spot of baking with a grown up. You might want to make a cake, muffin’s, or biscuits. It’s up to you. In class we are going to make a microwave cake!</p> <p>https://www.bbcgoodfood.com/recipes/microwave-mug-cake</p> <p>Follow your recipe with an adult, help to measure and mix your ingredients. What happens when you mix them? What happens when you bake them in the oven? How have they changed.</p> <p><i>Approx. Lesson –? Will depend on recipe used</i> <i>Evidence Required – photo/video of baking and final product. Note on what your child said when answering the above questions.</i></p>
<p>Day 3</p>	<p>https://www.youtube.com/channel/UCo7fbLgY2oA_cFCI9GdxtQ</p> <p>Please watch and learn Set 1 Speed Sound Lesson Set 1 Word Time Reading Set 1 Spelling <i>(available from 9.30 am for 24 hours only).</i></p> <p>You may need to pause the videos at points to give the children time to write.</p> <p><i>Approx. Lesson Time – 30 minutes</i> <i>Evidence Required – photo/video of reading or writing/spelling</i></p> <p>Challenge – Use one of your new</p>	<p><i>Rote count from 0 to 20 and back to 0</i></p> <p>Alive in 5 – Week 2</p> <p>Play session 3 – Composition of numbers to 5 (3 groups)</p> <p>https://whiterosemaths.com/homelearning/early-years/alive-in-5-week-2/</p> <p>Complete ‘Get the activity’</p> <p>https://wrm-13b48.kxcdn.com/wp-content/uploads/2020/12/PDF-Alive-in-5-Week-2-Session-3.pdf</p> <p><i>Approx. Lesson Time – 20 minutes</i></p>	<p style="text-align: center;">Writing sentences</p> <p>Think about the activities you have been doing in ‘The World’ section. Can you choose one you would like to write about. Write some words or sentences if you can.</p> <ul style="list-style-type: none"> • You make like to try and write some instruction for your baking. • Or describe what it tasted like? • You might like to write about your polar painting. • Or some instructions to tell me how to make snowflakes. 	<p>https://www.bbcgoodfood.com/recipes/microwave-mug-cake</p> <p>Follow your recipe with an adult, help to measure and mix your ingredients. What happens when you mix them? What happens when you bake them in the oven? How have they changed.</p> <p><i>Approx. Lesson –? Will depend on recipe used</i> <i>Evidence Required – photo/video of baking and final product. Note on what your child said when answering the above questions.</i></p>

	words to write a sentence.	<i>Evidence Required – Photo/Video of activity</i>	Write your words/sentences in your blue book. Try to remember to sit letters in a word together and leave a finger space between words.	Polar Habitats
Day 4	<p>https://www.youtube.com/channel/UCo7fbLgY2oA_cFCI9GdxtQ</p> <p>Please watch and learn Set 1 Speed Sound Lesson Set 1 Word Time Reading Set 1 Spelling <i>(available from 9.30 am for 24 hours only).</i></p> <p>You may need to pause the videos at points to give the children time to write.</p> <p><i>Approx. Lesson Time – 30 minutes</i> <i>Evidence Required – photo/video of reading or writing/spelling</i></p> <p>Challenge – Use one of your new words to write a sentence.</p>	<p><i>Rote count from 0 to 20 and back to 0</i></p> <p>Alive in 5 – Week 2</p> <p>Play session 4 – How many are you hiding?</p> <p>https://whiterosemaths.com/homelearning/early-years/alive-in-5-week-2/</p> <p>Complete ‘Get the activity’</p> <p>https://wrm-13b48.kxcdn.com/wp-content/uploads/2020/12/PDF-Alive-in-5-Week-2-Session-4.pdf</p> <p><i>Approx. Lesson Time – 20 minutes</i> <i>Evidence Required – Photo/Video of activity</i></p>	<p><i>Approx. Lesson Time – 20 minutes</i> <i>Evidence Required – Photo of writing</i></p>	<p>Continue to work your way through the polar habitat’s lessons and activities</p> <p>https://classroom.thenational.academy/lessons/to-name-animals-that-live-in-polar-habitats-6gt66r</p> <p>Activity – Polar painting</p> <p>https://classroom.thenational.academy/lessons/to-identify-how-polar-animals-are-adapted-to-the-polar-habitat-cngp8d</p> <p>Activity - snowflakes</p> <p><i>Approx. Lesson Time – 30-40 minutes</i> <i>Evidence Required – Photo/Video of activity</i></p> <p style="text-align: center;">Interpreting Pictures</p> <p>Look at the pictures we sent you.</p>
Day 5	<p>https://www.youtube.com/channel/UCo7fbLgY2oA_cFCI9GdxtQ</p> <p>Please watch and learn Set 1 Speed Sound Lesson Set 1 Word Time Reading Set 1 Spelling <i>(available from 9.30 am for 24 hours only).</i></p> <p>You may need to pause the videos at points to give the children time to write.</p> <p><i>Approx. Lesson Time – 30 minutes</i></p>	<p><i>Rote count from 0 to 20 and back to 0</i></p> <p>Alive in 5 – Week 2</p> <p>Play session 5 – How many are you hiding?</p> <p>https://whiterosemaths.com/homelearning/early-years/alive-in-5-week-2/</p> <p>Complete ‘Get the activity’</p>	<p>Practising writing and forming your letter sounds using your letter rhymes correctly. Check you are starting each letter in the correct place. Look at a few letters each week.</p> <p><i>Parents/carers Please see your letter formation email for support with this.</i></p> <p><i>Approx. Lesson Time – 10 minutes</i> <i>Evidence Required – photo/video</i></p>	 <p>Talk to an adult about the picture.</p> <p>What can you see? What is happening? Who is there? Where are they? Where are they going? Where have they been? Is it hot or cold? How do you know? What is the weather like? Who lives in the castle?</p> <p><i>Approx. Lesson Time – 10 minutes</i></p>

<p><i>Evidence Required – photo/video of reading or writing/spelling</i></p> <p>Challenge – Use one of your new words to write a sentence.</p>	<p>https://wrm-13b48.kxcdn.com/wp-content/uploads/2020/12/PDF-Alive-in-5-Week-2-Session-5.pdf</p> <p><i>Approx. Lesson Time – 20 minutes</i> <i>Evidence Required – Photo/Video of activity</i></p>		<p><i>Evidence Required – Notes from adult recording children’s responses to some of the questions. Try to record exactly what they say in their words.</i></p> <p>Family Games</p> <p>Have some fun. In early years, our children learn a lot through playing. They learn important social and communication skills and how to apply their knowledge and understanding.</p> <p>Spend some time over the week playing games, card or board games would be great. These help children to learn how to take turns and follow the rules of a game.</p> <p><i>Approx. Lesson Time – 20 minutes</i> <i>Evidence Required – photo/video</i></p> <p>Assembly – Watch Mrs Wood’s Hero assembly (<i>Facebook or website</i>)</p>
<p>Additional learning activities which are updated daily can be found at https://www.bbc.co.uk/bitesize https://classroom.thenational.academy/ https://www.youtube.com/c/TheBodyCoachTV/videos Pe with Joe Wicks https://www.bbc.co.uk/iplayer/episode/p06tmn51/andys-wild-workouts-series-1-1-under-the-sea Andy’s Wild Work outs https://www.youtube.com/user/CosmicKidsYoga Cosmic Kids Yoga https://www.phonicsplay.co.uk/resources Phonics Play Explore games using phase 1 and 2 username: jan21 Password: home</p> <p>Resources, documents, and tasks will also be uploaded onto the EyLog ap. These can be found by pressing the menu (three lines) in the top right corner and selecting resources/documents.</p>			

We will monitor who has not complete tasks/sent evidence and follow this up.