









Home Learning Timetable - WB 22/02/21

Please remember to send evidence of learning. Children will receive tokens for completing home learning tasks.

Please add a date and title to any work recorded in your child's blue book and observations uploaded to EyLog.

	Phonics 	Maths 	Writing Activity 	The World  Activities to work on anytime through the week.
Day 1	<p>https://www.youtube.com/channel/UCo7f_bLgY2oA_cFCIg9GdxtQ</p> <p>Please watch and learn Set 1 Speed Sound Lesson 'ng' Set 1 Word Time Reading Set 1 Spelling <i>(available from 9.30 am for <u>24 hours only</u>).</i></p> <p>You may need to pause the videos at points to give the children time to write.</p> <p><i>Approx. Lesson Time – 30 minutes</i> <i>Evidence Required – photo/video of reading or writing/spelling</i></p> <p>Challenge – Use one of your new words to write a sentence.</p> <p style="background-color: yellow; padding: 2px;">10.30am – Meet Mrs Robertson on Teams to learn 'qu'</p>	<p>Growing 6, 7, 8 – Week 3</p> <p>Play session 1 – Comparing height – taller and shorter</p> <p>https://whiterosemaths.com/homelearning/early-years/growing-6-7-8-week-3/</p> <p>Complete 'Get the activity'</p> <p>https://wrm-13b48.kxcdn.com/wp-content/uploads/2021/01/PDF-Growing-6-7-8-Session-1-Comparing-Height.pdf</p> <div style="text-align: center;">  </div> <p><i>Approx. Lesson Time – 20 minutes</i> <i>Evidence Required – Photo/Video of activity</i></p>	<p>Practise drawing a circle, square and triangle. These shapes are important when it comes to forming letters. An adult could draw these first for you to copy. Try to make them all the same size and try not to lift your pen until you have finished the shape.</p> <p>Complete page 7 of your writing patterns booklet. <u>Take your time to form the shapes correctly.</u></p> <p><i>Check you are sitting and holding your pencil correctly.</i></p> <div style="text-align: center;">  </div> <p style="color: purple; text-align: center;"><i>To make things more interesting, why now use different colours, pens or pencils.</i></p> <p><i>Approx. Lesson Time – 10 minutes</i> <i>Evidence Required – photo of handwriting</i></p>	<p style="text-align: center;">-----</p> <p style="text-align: center;"><u>If you missed it at the end of term</u></p> <p style="text-align: center;">Assembly – Watch Mrs Wood's Celebration assembly (Facebook or website) https://www.hyltoncastleprimary.org.uk/assemblies/</p> <p style="text-align: center;">-----</p> <p style="text-align: center;">PE</p> <p style="text-align: center;">Try to do some daily exercise to help keep you fit. You could join in with Joe Wicks PE lessons, Andy's Wild Workout, or some Cosmic Kids Yoga. All links are at the bottom of this page.</p> <p style="text-align: center;">-----</p>

**Day
2**

https://www.youtube.com/channel/UCo7fbLgY2oA_cFCI9GdxtQ

Please watch and learn
Set 1 Speed Sound Lesson 'nk'
Set 1 Word Time Reading
Set 1 Spelling
(available from 9.30 am for 24 hours only).

You may need to pause the videos at points to give the children time to write.

Approx. Lesson Time – 30 minutes
Evidence Required – photo/video of reading or writing/spelling

Challenge – Use one of your new words to write a sentence.


Growing 6, 7, 8 – Week 3

Play session 2 – Comparing length – longer and shorter

<https://whiterosemaths.com/homelearning/early-years/growing-6-7-8-week-3/>

Complete 'Get the activity'

<https://wrm-13b48.kxcdn.com/wp-content/uploads/2021/01/PDF-Growing-6-7-8-Session-2-Comparing-Length.pdf>



Approx. Lesson Time – 20 minutes
Evidence Required – Photo/Video of activity

Practise writing your name. Use your name card to write on with your white board pen first. Can you copy your name into your book?



Make it more interesting – Make a rainbow name. Write your name in different colours or write each letter in a different colour!

If you can write your name on your own, try writing your name on a line. Think carefully how each letter sits on the line. Check your letter sizes.

Who can write their first and last name?

Approx. Lesson – 10 minutes
Evidence Required – photo/video of writing

I will be looking closely at your letter formation.

1.30am – Meet Mrs Robertson on Teams to show me your names. You can wait and write our names together if you like.

Reading

Share daily stories with someone at home. Read together. Try and guess what might happen next in the story. How do you think the story will end?

Read some of your reading book each day. Sound the words out (Fred talk) to read the words.

Approx. Lesson Time – 10 minutes daily
Evidence Required – Video reading a page of book

**Story time with Miss Burlison – Meet me virtually so I can read you a story.
11.00am on teams**

Approx. Lesson Time – 10 minutes
Evidence Required – Attend virtual meeting

Day
3

https://www.youtube.com/channel/UCo7fbLgY2oA_cFCI9GdxtQ

Please watch and learn
Set 2 Speed Sound Lesson 'ay'
Set 2 Word Time Reading
Set 2 Spelling
(available from 9.30 am for 24 hours only).

You may need to pause the videos at points to give the children time to write.

Approx. Lesson Time – 30 minutes
Evidence Required – photo/video of reading or writing/spelling

Challenge – Use one of your new words to write a sentence.

10.30am – Meet Miss Burlison on Teams for word time and spelling


Growing 6, 7, 8 – Week 3

Play session 3 – Days of the week

<https://whiterosemaths.com/homelearning/early-years/growing-6-7-8-week-3/>

Complete 'Get the activity'

<https://wrm-13b48.kxcdn.com/wp-content/uploads/2021/01/PDF-Growing-6-7-8-Session-3-Days-of-the-Week.pdf>



Jaspers Beanstalk story – click on link
<https://www.youtube.com/watch?v=Da6lxY8jmU>

Approx. Lesson Time – 20 minutes
Evidence Required – Photo/Video of activity

Gross and Fine Motor Skills!



Motor skills play a large role in learning how to write. Before controlling a pencil to write, children need to be able to control their large muscle movements (gross motor skills), and small muscle movements (fine motor skills). Without this control children find writing very difficult and tiring. I have sent you a range of gross and fine motor skills activities. Pick a few that you like to exercise your gross and fine motor skills.



Approx. Lesson Time – 5-10 minutes each
Evidence Required – Photo/Video of activity

To work on over a few days

People Who Help Us – Doctors & Nurses

What it means to have a job

<https://classroom.thenational.academy/lessons/to-understand-what-it-means-to-have-a-job-c5hpad>

What a Doctor does

<https://classroom.thenational.academy/lessons/to-explain-what-a-doctor-does-6wu3ed>

Where Doctors and Nurses work

<https://classroom.thenational.academy/lessons/to-identify-where-doctors-and-nurses-work-70upad>

Approx. Lesson Time – 20 minutes each
Evidence Required – Photo/Video joining in activity

Day
4

https://www.youtube.com/channel/UCo7fbLgY2oA_cFClg9GdxtQ

Please watch and learn
Set 2 Speed Sound Lesson 'ee'
Set 2 Word Time Reading
Set 2 Spelling
(available from 9.30 am for 24 hours only).

You may need to pause the videos at points to give the children time to write.

Approx. Lesson Time – 30 minutes
Evidence Required – photo/video of reading or writing/spelling

Challenge – Use one of your new words to write a sentence.


Growing 6, 7, 8 – Week 3

Play session 4 – Measuring Height

<https://whiterosemaths.com/homelearning/early-years/growing-6-7-8-week-3/>

Complete 'Get the activity'

<https://wrm-13b48.kxcdn.com/wp-content/uploads/2021/01/PDF-Growing-6-7-8-Session-4-Measuring-Height.pdf>



If you are unable to plant a seed, find other things that you can measure.

Approx. Lesson Time – 20 minutes
Evidence Required – Photo/Video of activity

10.30am – Meet Mrs Robertson on Teams to recap some of this weeks learning.


Writing Warm Up



I have sent you some activities for a 'handwriting warm up'

Adding Labels to pictures

Draw a picture of a Doctor or Nurse and add labels to it. Remember to draw arrows from your labels.



Day
5

https://www.youtube.com/channel/UCo7fbLgY2oA_cFCI9GdxtQ

Please watch and learn
Set 2 Speed Sound Lesson 'igh'
Set 2 Word Time Reading
Set 2 Spelling
(available from 9.30 am for 24 hours only).

You may need to pause the videos at points to give the children time to write.

Approx. Lesson Time – 30 minutes
Evidence Required – photo/video of reading or writing/spelling

Challenge – Use one of your new words to write a sentence.


Growing 6, 7, 8 – Week 3

Play session 5 – measuring time

<https://whiterosemaths.com/homelearning/early-years/growing-6-7-8-week-3/>

Complete 'Get the activity'

<https://wrm-13b48.kxcdn.com/wp-content/uploads/2021/01/PDF-Growing-6-7-8-Session-5-Measuring-Time.pdf>



Approx. Lesson Time – 20 minutes
Evidence Required – Photo/Video of activity

10.30am – Meet Mrs Robertson on Teams to show me and your friends your labelled drawing of a doctor or nurse.

Playing Games

Have some fun. In early years, our children learn a lot through playing. They learn important social and communication skills and how to apply their knowledge and understanding.

Spend some time over the week playing games, card or board games would be great. These help children to learn how to take turns and follow the rules of a game.



Computer games don't count, have some time away from your screen.

Assembly – Watch Mrs Wood's Hero assembly (Facebook or website)
<https://www.hyltoncastleprimary.org.uk/assemblies/>

Additional learning activities which are updated daily can be found at

<https://www.bbc.co.uk/bitesize>

<https://classroom.thenational.academy/>

<https://www.youtube.com/c/TheBodyCoachTV/videos> Pe with Joe Wicks

<https://www.bbc.co.uk/iplayer/episode/p06tmn51/andys-wild-workouts-series-1-1-under-the-sea> Andy's Wild Work outs

<https://www.youtube.com/user/CosmicKidsYoga> Cosmic Kids Yoga

<https://www.phonicsplay.co.uk/resources> Phonics Play Explore games using phase 1 and 2 username: jan21 Password: home

https://www.youtube.com/watch?v=a3bwm_ZdDq4 Dough disco (great for exercising your fingers to strengthen muscles for writing).

Resources, documents, and tasks will also be uploaded onto the EyLog ap. These can be found by pressing the menu (three lines) in the top right corner and selecting resources/documents.

We will monitor who has not complete tasks/sent evidence and follow this up.