










Home Learning Timetable - WB 01/03/21

Please remember to send evidence of learning. Children will receive tokens for completing home learning tasks.

Please add a date and title to any work recorded in your child's blue book and observations uploaded to EyLog.

	Phonics 	Maths 	Writing Activity 	The World 
Day 1	<p>Please watch and learn Set 2 - 'ow'</p> <p>https://www.youtube.com/watch?v=wELKQXWy_Z4</p> <p>You may need to pause the video at points to give the children time to read and write their words.</p> <p><i>Approx. Lesson Time – 20 minutes</i> <i>Evidence Required – photo/video of reading or writing/spelling</i></p> <p>Challenge – Use one of your new words to write a sentence.</p>	<p>Building 9 & 10 – Week 1</p> <p>Play session 1 – Representing and sorting 9 & 10</p> <p>https://whiterosemaths.com/homelearning/early-years/building-9-10-week-1/</p> <p>Complete 'Get the activity'</p> <p>https://wrm-13b48.kxcdn.com/wp-content/uploads/2021/01/PDF-Building-9-10-Wk-1-Session-1-Representing-and-Sorting-9-and-10.pdf</p>  <p><i>Approx. Lesson Time – 20 minutes</i> <i>Evidence Required – Photo/Video of activity</i></p>	<p>Bear pencil control</p>  <p>Use your different pencil control shapes (circle, square and triangle) and patterns to decorate the bear.</p> <p> Remember your rainbow colours! I have emailed a bear template, if you are unable to print it, please draw a bear in your book.</p> <p>Check you are sitting and holding your pencil correctly.</p> <p><i>Approx. Lesson Time – 10 minutes</i> <i>Evidence Required – photo of handwriting</i></p>	<p>Activities to work on anytime through the week.</p> <p>-----</p> <p>Assembly – Watch Mrs Wood's Celebration assembly (Facebook or website) https://www.hyltoncastleprimary.org.uk/assemblies/</p> <p>-----</p> <p>Monday is PE day in school Try to do some daily exercise to help keep you fit. You could join in with Joe Wicks PE lessons, Andy's Wild Workout, or some Cosmic Kids Yoga. All links are at the bottom of this page.</p> <p>-----</p>

**Day
2**

Please watch and learn **Set 2 – long ‘oo’**

https://www.youtube.com/watch?v=WcZwGkb_dRO

You may need to pause the video at points to give the children time to read and write their words.

Approx. Lesson Time – 20 minutes
Evidence Required – photo/video of reading or writing/spelling

Challenge – Use one of your new words to write a sentence.

10.30am – Meet Miss Burlison on Teams for word time and spelling


Building 9 & 10 – Week 1

Play session 2 – Representing and sorting 9 & 10

<https://whiterosemaths.com/homelearning/early-years/building-9-10-week-1/>

Complete ‘Get the activity’

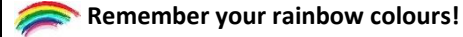
<https://wrm-13b48.kxcdn.com/wp-content/uploads/2021/01/PDF-Building-9-10-Wk-1-Session-2-Representing-and-Sorting-9-and-10.pdf>



Approx. Lesson Time – 20 minutes
Evidence Required – Photo/Video of activity

Name Writing

As well as writing your own name. Can you write the names of some of your family or friends?



Remember your rainbow colours!

If you can write your name on your own, try writing your name on a line. Think carefully how each letter sits on the line. Check your letter shapes and sizes.

Approx. Lesson – 10 minutes
Evidence Required – photo/video of writing

I will be looking closely at your letter formation.

Reading

Share daily stories with someone at home. Read together. Try and guess what might happen next in the story. How do you think the story will end?

Read some of your reading book each day. Sound the words out (Fred talk) to read the words.

Approx. Lesson Time – 10 minutes daily
Evidence Required – Video reading a page of book

Story time with Mrs Robertson – Meet me virtually so I can read you a story. 2.00pm on teams

Approx. Lesson Time – 10 minutes
Evidence Required – Attend virtual meeting

**Day
3**

Please watch and learn **Set 2 - short 'oo'**

https://www.youtube.com/watch?v=wELKQXWy_Z4

You may need to pause the video at points to give the children time to read and write their words.

Approx. Lesson Time – 20 minutes

Evidence Required – photo/video of reading or writing/spelling

Challenge – Use one of your new words to write a sentence.


Building 9 & 10 – Week 1

Play session 3 – Ordering numerals to 10

<https://whiterosemaths.com/homelearning/early-years/building-9-10-week-1/>

Complete 'Get the activity'

<https://wrm-13b48.kxcdn.com/wp-content/uploads/2021/01/PDF-Building-9-10-Wk-1-Session-3-Ordering-Numerals-to-10.pdf>



Approx. Lesson Time – 20 minutes

Evidence Required – Photo/Video of activity

11.00 Meet Mrs Robertson on teams to order some numbers together.

Gross and Fine Motor Skills!



Motor skills play a large role in learning how to write. Before controlling a pencil to write, children need to be able to control their large muscle movements (gross motor skills), and small muscle movements (fine motor skills). Without this control children find writing very difficult and tiring. I have sent you a range of gross and fine motor skills activities. Pick a few that you like to exercise your gross and fine motor skills.



Approx. Lesson Time – 5-10 minutes each

Evidence Required – Photo/Video of activity

Bears Around the World

<https://www.youtube.com/watch?v=xAJgJR2rroM>

Hibernation

<https://www.youtube.com/watch?v=FonCg9YJJxw>

Hibernation song

<https://www.youtube.com/watch?v=0Pk6NrZY6s>



Create your own cave for a bear to hibernate in.

*Approx. Lesson Time – 30 minutes
Evidence Required – Photo/Video joining in activity*

Day
4

Please watch and learn **Set 2 - 'ar'**

<https://www.youtube.com/watch?v=KPBlt0-Yy80>

You may need to pause the video at points to give the children time to read and write their words.

Approx. Lesson Time – 20 minutes

Evidence Required – photo/video of reading or writing/spelling

Challenge – Use one of your new words to write a sentence.


Building 9 & 10 – Week 1

Play session 4 – Composition of 9 & 10

<https://whiterosemaths.com/homelearning/early-years/building-9-10-week-1/>

Complete 'Get the activity'

<https://wrm-13b48.kxcdn.com/wp-content/uploads/2021/01/PDF-Building-9-10-Wk-1-Session-4-Composition-of-9-and-10.pdf>



Approx. Lesson Time – 20 minutes

Evidence Required – Photo/Video of activity

Writing Warm Up



I have sent you some activities for a 'handwriting warm up'


Bear sentences

After learning about hibernation. Could you write one or two sentences to tell me something about when bears hibernate.

Examples

- Bears hibernate in Winter.*
- Bears wake up in Spring.*
- Bears eat lots before hibernating.*
- Bears do not eat when hibernating.*
- Bears hibernate in a cave.*

World Book Day!



We are all wearing our Pyjamas for world book day today.

Mrs Wood sent an email about world book day task.

We would really like for your child to decorate their own book spine (of their favourite book) and bring it into school with them on **Monday 8th March**. You will simply need a rectangle of paper (no longer than A4) for your child to decorate. They should include:

- The book title
- The author
- Your child's name (as illustrator)



**Day
5**

Please watch and learn **Set 2 - 'or'**

<https://www.youtube.com/watch?v=IRFOHp3CMAo>

You may need to pause the video at points to give the children time to read and write their words.

Approx. Lesson Time – 20 minutes
Evidence Required – photo/video of reading or writing/spelling

Challenge – Use one of your new words to write a sentence.


Building 9 & 10 – Week 1

Play session 5 – Numbers to 10 bingo

<https://whiterosemaths.com/homelearning/early-years/building-9-10-week-1/>

Complete 'Get the activity'

<https://wrm-13b48.kxcdn.com/wp-content/uploads/2021/01/PDF-Building-9-10-Wk-1-Session-5-Numbers-to-10-Bingo.pdf>



Approx. Lesson Time – 20 minutes
Evidence Required – Photo/Video of activity

Letter formation practise

If you have been finding any letter tricky this week, practise forming them correctly. Also practise any letter I have asked you too when I have marked your work.

Below are some fun videos for forming each letter using the RWI letter rhymes.

<https://www.youtube.com/channel/UCEZhrFZlv6caOglgfiHW-Ug/videos>

Rainbow Walk



<https://youtu.be/kXDLGebv8cl>

Could you go on your own rainbow walk and see what colours you can find?

Assembly – Watch Mrs Wood's Hero assembly (Facebook or website)
<https://www.hyltoncastleprimary.org.uk/assemblies/>

Additional learning activities which are updated daily can be found at

<https://www.bbc.co.uk/bitesize>

<https://classroom.thenational.academy/>

<https://www.youtube.com/c/TheBodyCoachTV/videos> Pe with Joe Wicks

<https://www.bbc.co.uk/iplayer/episode/p06tmn51/andys-wild-workouts-series-1-1-under-the-sea> Andy's Wild Work outs

<https://www.youtube.com/user/CosmicKidsYoga> Cosmic Kids Yoga

<https://www.phonicsplay.co.uk/resources> Phonics Play Explore games using phase 1 and 2 username: jan21 Password: home

https://www.youtube.com/watch?v=a3bwm_ZdDq4 Dough disco (great for exercising your fingers to strengthen muscles for writing).

Resources, documents, and tasks will also be uploaded onto the EyLog ap. These can be found by pressing the menu (three lines) in the top right corner and selecting resources/documents.

We will monitor who has not complete tasks/sent evidence and follow this up.