







## Home Learning Timetable - WB 25/01/21

Please remember to send evidence of learning. Children will receive tokens for completing home learning tasks.

This can be done by adding photos or videos to your child's learning journal on the [EyLog ap](#). Simply click the '+' button at the top right of your screen, add/type a description of what your child has been doing (how well they did) and you can attach photos/videos of work by clicking the relevant menus at the bottom of your screen. Once all files have been selected click 'done' at the top and it will be sent to your child's teacher.

Please add a date and title to any work recorded in your child's blue book and observations uploaded to EyLog.

**PHONICS:** Over this term we will revise the set 1 phonics sounds from read write ink. The children have learnt how to recognise many of these sounds but still need practise writing them and using them to read and spell words. Ruth Muskin is doing RWI phonics lessons daily on her you tube channel. These will be available for 24 hours from 9.30 am.

	<b>Phonics</b> 	<b>Maths</b> 	<b>Writing Activity</b> 	<b>The World</b> 
<b>Day 1</b>	<p><a href="https://www.youtube.com/channel/UCo7fbLgY2oA_cFCI9GdxtQ">https://www.youtube.com/channel/UCo7fbLgY2oA_cFCI9GdxtQ</a></p> <p>Please watch and learn  <b>Set 1 Speed Sound Lesson 'f'</b>  <b>Set 1 Word Time Reading</b>  <b>Set 1 Spelling</b>  <i>(available from 9.30 am for <u>24 hours</u> only).</i></p> <p>You may need to pause the videos at points to give the children time to write.</p> <p><i>Approx. Lesson Time – 30 minutes</i>  <i>Evidence Required – photo/video of reading or writing/spelling</i></p> <p><b>Challenge</b> – Use one of your new words to write a sentence.</p>	<p><i>Rote count from 0 to 20 and back to 0</i></p> <p><b>Alive in 5 – Week 3</b></p> <p>Play session 1 – heavier and lighter than</p> <p><a href="https://whiterosemaths.com/homelearning/early-years/alive-in-5-week-3/">https://whiterosemaths.com/homelearning/early-years/alive-in-5-week-3/</a></p> <p>Complete 'Get the activity'</p> <p><a href="https://wrm-13b48.kxcdn.com/wp-content/uploads/2020/12/PDF-Alive-in-5-Week-3-Session-1.pdf">https://wrm-13b48.kxcdn.com/wp-content/uploads/2020/12/PDF-Alive-in-5-Week-3-Session-1.pdf</a></p> <p><i>Approx. Lesson Time – 20 minutes</i>  <i>Evidence Required – Photo/Video of activity</i></p>	<p>Practise drawing a circle, square and triangle. These shapes are important when it comes to forming letters. An adult could draw these first for you to copy.</p> <p>Complete page 4 of your writing patterns booklet.</p> <p><b><i>Check you are sitting and holding your pencil correctly.</i></b></p> <p><i>Approx. Lesson Time – 10 minutes</i>  <i>Evidence Required – photo of handwriting</i></p>	<p style="text-align: center;">Activities to work on anytime through the week.</p> <p style="text-align: center;"><b>Assembly</b> – Watch Mrs Wood's Celebration assembly (<i>Facebook or website</i>)</p> <p style="text-align: center;">-----</p> <p style="text-align: center;"><b>PE</b></p> <p style="text-align: center;">Try to do some daily exercise to help keep you fit. You could join in with Joe Wicks PE lessons, Andy's Wild Workout, or some Cosmic Kids Yoga. All links are at the bottom of this page.</p> <p style="text-align: center;"><i>Approx. Lesson Time – ? will depend on activity</i>  <i>Evidence Required – Photo/Video of activity</i></p> <p style="text-align: center;">-----</p>

<p><b>Day 2</b></p>	<p><a href="https://www.youtube.com/channel/UCo7fbLgY2oA_cFCI9GdxtQ">https://www.youtube.com/channel/UCo7fbLgY2oA_cFCI9GdxtQ</a></p> <p>Please watch and learn  <b>Set 1 Speed Sound Lesson 'e'</b>  <b>Set 1 Word Time Reading</b>  <b>Set 1 Spelling</b>  <i>(available from 9.30 am for 24 hours only).</i></p> <p>You may need to pause the videos at points to give the children time to write.</p> <p><i>Approx. Lesson Time – 30 minutes</i>  <i>Evidence Required – photo/video of reading or writing/spelling</i></p> <p><b>Challenge</b> – Use one of your new words to write a sentence.</p>	<p><i>Rote count from 0 to 20 and back to 0</i></p> <p><b>Alive in 5 – Week 3</b></p> <p>Play session 2 – full and empty</p> <p><a href="https://whiterosemaths.com/homelearning/early-years/alive-in-5-week-3/">https://whiterosemaths.com/homelearning/early-years/alive-in-5-week-3/</a></p> <p>Complete 'Get the activity'</p> <p><a href="https://wrm-13b48.kxcdn.com/wp-content/uploads/2020/12/PDF-Alive-in-5-Week-3-Session-2.pdf">https://wrm-13b48.kxcdn.com/wp-content/uploads/2020/12/PDF-Alive-in-5-Week-3-Session-2.pdf</a></p> <p><i>Approx. Lesson Time – 20 minutes</i>  <i>Evidence Required – Photo/Video of activity</i></p>	<p>Practise writing your name. Use your name card to write on with your white board pen first. Can you copy your name into your book?</p> <p>If you can write your name on your own, try writing your name on a line. Think carefully how each letter sits on the line. Check your letter sizes.</p> <p><i>Approx. Lesson – 10 minutes</i>  <i>Evidence Required – photo/video of writing</i></p>	<p style="text-align: center;"><b>Reading</b></p> <p>Share <u>daily</u> stories with someone at home. Read together. Try and guess what might happen next in the story. How do you think the story will end?</p> <p>Read some of your reading book each day. Sound the words out (Fred talk) to read the words.</p> <p style="background-color: yellow;">Story time with Mrs Robertson – Meet me virtually so I can read you a story.  <b>Tuesday 11.00am on teams</b></p> <p><i>Approx. Lesson Time – 15 minutes daily</i>  <i>Evidence Required – Attend virtual meeting</i></p>
<p><b>Day 3</b></p>	<p><a href="https://www.youtube.com/channel/UCo7fbLgY2oA_cFCI9GdxtQ">https://www.youtube.com/channel/UCo7fbLgY2oA_cFCI9GdxtQ</a></p> <p>Please watch and learn  <b>Set 1 Speed Sound Lesson 'l'</b>  <b>Set 1 Word Time Reading</b>  <b>Set 1 Spelling</b>  <i>(available from 9.30 am for 24 hours only).</i></p> <p>You may need to pause the videos at points to give the children time to write.</p> <p><i>Approx. Lesson Time – 30 minutes</i>  <i>Evidence Required – photo/video of reading or writing/spelling</i></p> <p><b>Challenge</b> – Use one of your new</p>	<p><i>Rote count from 0 to 20 and back to 0</i></p> <p><b>Alive in 5 – Week 3</b></p> <p>Play session 3 – measuring capacity</p> <p><a href="https://whiterosemaths.com/homelearning/early-years/alive-in-5-week-3/">https://whiterosemaths.com/homelearning/early-years/alive-in-5-week-3/</a></p> <p>Complete 'Get the activity'</p> <p><a href="https://wrm-13b48.kxcdn.com/wp-content/uploads/2020/12/PDF-Alive-in-5-Week-3-Session-3.pdf">https://wrm-13b48.kxcdn.com/wp-content/uploads/2020/12/PDF-Alive-in-5-Week-3-Session-3.pdf</a></p> <p><i>Approx. Lesson Time – 20 minutes</i>  <i>Evidence Required – Photo/Video of activity</i></p>	<p style="text-align: center;"><b>Writing sentences</b></p> <p>Watch the video about penguins</p> <p><a href="https://www.youtube.com/watch?v=IAJB-dKTAQM">https://www.youtube.com/watch?v=IAJB-dKTAQM</a></p> <p>Draw a picture of your very own penguin and where they live.</p> <p>Write some sentences to tell me some facts about penguins. E.g. where do they live? What do they eat? What do they look like? Etc.</p>	<p style="text-align: center;">-----</p> <p style="text-align: center;"><b>Music – Journeys and adventures</b></p> <p style="text-align: center;">Walking on my street  <a href="https://classroom.thenational.academy/lessons/walking-on-my-street-ccu3gr">https://classroom.thenational.academy/lessons/walking-on-my-street-ccu3gr</a></p> <p style="text-align: center;">Sitting on the bus  <a href="https://classroom.thenational.academy/lessons/sitting-on-the-bus-c4t64d">https://classroom.thenational.academy/lessons/sitting-on-the-bus-c4t64d</a></p> <p><i>Approx. Lesson Time – 30 minutes</i>  <i>Evidence Required – Photo/Video joining in activity</i></p> <p style="text-align: center;">-----</p>

<p><b>Day 4</b></p>	<p>words to write a sentence.</p> <p><a href="https://www.youtube.com/channel/UCo7fbLgY2oA_cFCI9GdxtQ">https://www.youtube.com/channel/UCo7fbLgY2oA_cFCI9GdxtQ</a></p> <p>Please watch and learn  <b>Set 1 Speed Sound Lesson ‘h’</b>  <b>Set 1 Word Time Reading</b>  <b>Set 1 Spelling</b>  <i>(available from 9.30 am for 24 hours only).</i></p> <p>You may need to pause the videos at points to give the children time to write.</p> <p><i>Approx. Lesson Time – 30 minutes</i>  <i>Evidence Required – photo/video of reading or writing/spelling</i></p> <p><b>Challenge</b> – Use one of your new words to write a sentence.</p>	<p><i>Rote count from 0 to 20 and back to 0</i></p> <p><b>Alive in 5 – Week 3</b></p> <p>Play session 4 – Measuring capacity – how many fit inside?</p> <p><a href="https://whiterosemaths.com/homelearning/early-years/alive-in-5-week-3/">https://whiterosemaths.com/homelearning/early-years/alive-in-5-week-3/</a></p> <p>Complete ‘Get the activity’</p> <p><a href="https://wrm-13b48.kxcdn.com/wp-content/uploads/2020/12/PDF-Alive-in-5-Week-3-Session-4.pdf">https://wrm-13b48.kxcdn.com/wp-content/uploads/2020/12/PDF-Alive-in-5-Week-3-Session-4.pdf</a></p> <p><i>Approx. Lesson Time – 20 minutes</i>  <i>Evidence Required – Photo/Video of activity</i></p>	<p>Write your words/sentences in your blue book. Try to remember to sit letters in a word together and leave a finger space between words. This week could you try to add a full stop at the end of your sentence. This is a small dot at the end of the last word in your sentence.</p> <p><i>Approx. Lesson Time – 20 minutes</i>  <i>Evidence Required – Photo of writing</i></p>	<p><b>PHSE - Circle of Trust</b></p> <p>My caring community  <a href="https://classroom.thenational.academy/lessons/my-caring-community-75hkgc">https://classroom.thenational.academy/lessons/my-caring-community-75hkgc</a></p> <p><i>Approx. Lesson Time – 15 minutes</i>  <i>Evidence Required – Photo of picture activity</i></p> <hr style="border-top: 1px dashed green;"/> <p><b>Family Games</b></p> <p>Have some fun. In early years, our children learn a lot through playing. They learn important social and communication skills and how to apply their knowledge and understanding.</p> <p>Spend some time over the week playing games, card or board games would be great. These help children to learn how to take turns and follow the rules of a game.</p> <p><i>Approx. Lesson Time – 20 minutes</i>  <i>Evidence Required – photo/video</i></p> <hr style="border-top: 1px dashed green;"/> <p><b>Assembly</b> – Watch Mrs Wood’s Hero assembly (<i>Facebook or website</i>)</p>
<p><b>Day 5</b></p>	<p><a href="https://www.youtube.com/channel/UCo7fbLgY2oA_cFCI9GdxtQ">https://www.youtube.com/channel/UCo7fbLgY2oA_cFCI9GdxtQ</a></p> <p>Please watch and learn  <b>Set 1 Speed Sound Lesson ‘sh’</b></p> <p><b>10.30am – Meet Mrs Robertson on Teams for reading and spelling.</b></p> <p><i>(available from 9.30 am for 24 hours only).</i></p> <p>You may need to pause the videos at points to give the children time to write.</p>	<p><i>Rote count from 0 to 20 and back to 0</i></p> <p><b>Alive in 5 – Week 3</b></p> <p>Play session 5 – measuring ingredients</p> <p><a href="https://whiterosemaths.com/homelearning/early-years/alive-in-5-week-3/">https://whiterosemaths.com/homelearning/early-years/alive-in-5-week-3/</a></p> <p>Complete ‘Get the activity’</p> <p><a href="https://wrm-13b48.kxcdn.com/wp-content/uploads/2020/12/PDF-Alive-in-5-Week-3-Session-5.pdf">https://wrm-13b48.kxcdn.com/wp-content/uploads/2020/12/PDF-Alive-in-5-Week-3-Session-5.pdf</a></p>	<p>Practising writing and forming any letters you have found tricky this week, use your letter rhymes to help. Check you are starting each letter in the correct place.</p> <p><i>Parents/carers Please see your letter formation email for support with this.</i></p> <p><i>Approx. Lesson Time – 10 minutes</i>  <i>Evidence Required – photo/video</i></p>	

<p><i>Approx. Lesson Time – 30 minutes</i> <i>Evidence Required – photo/video of reading or writing/spelling</i></p> <p><b>Challenge</b> – Use one of your new words to write a sentence.</p>	<p><i>Approx. Lesson Time – 20 minutes</i> <i>Evidence Required – Photo/Video of activity</i></p>		
<p><b>Additional learning activities which are updated daily can be found at</b>  <a href="https://www.bbc.co.uk/bitesize">https://www.bbc.co.uk/bitesize</a>  <a href="https://classroom.thenational.academy/">https://classroom.thenational.academy/</a>  <a href="https://www.youtube.com/c/TheBodyCoachTV/videos">https://www.youtube.com/c/TheBodyCoachTV/videos</a> Pe with Joe Wicks  <a href="https://www.bbc.co.uk/iplayer/episode/p06tmn51/andys-wild-workouts-series-1-1-under-the-sea">https://www.bbc.co.uk/iplayer/episode/p06tmn51/andys-wild-workouts-series-1-1-under-the-sea</a> Andy's Wild Work outs  <a href="https://www.youtube.com/user/CosmicKidsYoga">https://www.youtube.com/user/CosmicKidsYoga</a> Cosmic Kids Yoga  <a href="https://www.phonicsplay.co.uk/resources">https://www.phonicsplay.co.uk/resources</a> Phonics Play Explore games using phase 1 and 2      username: jan21      Password: home</p> <p>Resources, documents, and tasks will also be uploaded onto the EyLog ap. These can be found by pressing the menu (three lines) in the top right corner and selecting resources/documents.</p>			

*We will monitor who has not complete tasks/sent evidence and follow this up.*