







Home Learning Timetable - WB 01/02/21

Please remember to send evidence of learning. Children will receive tokens for completing home learning tasks.

Please add a date and title to any work recorded in your child's blue book and observations uploaded to EyLog.

	Phonics 	Maths 	Writing Activity 	The World 
Day 1	<p>https://www.youtube.com/channel/UCo7fbLgY2oA_cFCIg9GdxtQ</p> <p>Please watch and learn Set 1 Speed Sound Lesson 'j' Set 1 Word Time Reading Set 1 Spelling <i>(available from 9.30 am for <u>24 hours only</u>).</i></p> <p>You may need to pause the videos at points to give the children time to write.</p> <p><i>Approx. Lesson Time – 30 minutes</i> <i>Evidence Required – photo/video of reading or writing/spelling</i></p> <p>Challenge – Use one of your new words to write a sentence.</p>	<p><i>Rote count from 0 to 20 and back to 0</i> <i>Pick a number, what come next (one more), what comes before (one less)</i></p> <p>Growing 6, 7, 8 – Week 1</p> <p>Play session 1 – Which shows 6? Composition of 6.</p> <p>https://whiterosemaths.com/homelearning/early-years/growing-6-7-8/</p> <p>Complete 'Get the activity'</p> <p>https://wrm-13b48.kxcdn.com/wp-content/uploads/2021/01/PDF-Growing-6-7-8-Week-1-Session-1.pdf</p> <div style="text-align: center;">  </div> <p><i>Approx. Lesson Time – 20 minutes</i> <i>Evidence Required – Photo/Video of activity</i></p>	<p>Now you know how to make playdough (Friday's maths lesson) why not exercise those writing fingers with some 'dough disco'</p> <p>https://www.youtube.com/watch?v=a3bwm_ZdDq4</p>	<p style="text-align: center;">Activities to work on anytime through the week.</p> <p style="text-align: center;">Assembly – Watch Mrs Wood's Celebration assembly <i>(Facebook or website)</i> https://www.hyltoncastleprimary.org.uk/assemblies/</p> <p style="text-align: center;">-----</p> <p style="text-align: center;">This week is mental health week – Watch the video 'Jar of Happiness'.</p> <p>https://www.youtube.com/watch?v=ecmB14qgeEk&feature=youtu.be</p> <p style="text-align: center;">Make your own 'Jar of Happiness' see attached document for help.</p> <div style="text-align: center;">  </div> <p style="text-align: center;">-----</p>

**Day
2**

https://www.youtube.com/channel/UCo7fbLgY2oA_cFCI9GdxtQ

Please watch and learn
Set 1 Speed Sound Lesson 'v'
Set 1 Word Time Reading
Set 1 Spelling
(available from 9.30 am for 24 hours only).

You may need to pause the videos at points to give the children time to write.

Approx. Lesson Time – 30 minutes
Evidence Required – photo/video of reading or writing/spelling

Challenge – Use one of your new words to write a sentence.

Rote count from 0 to 20 and back to 0
Pick a number, what come next (one more), what comes before (one less)

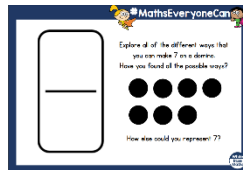
Growing 6, 7, 8 – Week 1

Play session 2 – Sorting 6, 7 & 8.
Composition of 7.

<https://whiterosemaths.com/homelearning/early-years/growing-6-7-8/>

Complete 'Get the activity'

<https://wrm-13b48.kxcdn.com/wp-content/uploads/2021/01/PDF-Growing-6-7-8-Week-1-Session-2.pdf>



Approx. Lesson Time – 20 minutes
Evidence Required – Photo/Video of activity

Practise drawing a circle, square and triangle. These shapes are important when it comes to forming letters. An adult could draw these first for you to copy. Try to make them all the same size.

Complete page 5 of your writing patterns booklet. Take your time to form the shapes correctly.
Check you are sitting and holding your pencil correctly.



To make things more interesting, why now use different colours!

Approx. Lesson Time – 10 minutes
Evidence Required – photo of handwriting

PE

Try to do some daily exercise to help keep you fit. You could join in with Joe Wicks PE lessons, Andy's Wild Workout, or some Cosmic Kids Yoga.
All links are at the bottom of this page.

Reading

Share daily stories with someone at home. Read together. Try and guess what might happen next in the story. How do you think the story will end?

Read some of your reading book each day. Sound the words out (Fred talk) to read the words.

Evidence Required – Video reading a page of book

Story time with Mrs Robertson/Miss Burlison – Meet me virtually so I can read you a story.

Tuesday 11.00am on teams

Approx. Lesson Time – 15 minutes daily
Evidence Required – Attend virtual meeting

**Day
3**

https://www.youtube.com/channel/UCo7fbLgY2oA_cFCI9GdxtQ

Please watch and learn
Set 1 Speed Sound Lesson 'y'
Set 1 Word Time Reading
Set 1 Spelling
(available from 9.30 am for 24 hours only).

You may need to pause the videos at points to give the children time to write.

Approx. Lesson Time – 30 minutes
Evidence Required – photo/video of reading or writing/spelling

Challenge – Use one of your new words to write a sentence.

Rote count from 0 to 20 and back to 0
Pick a number, what come next (one more), what comes before (one less)


Growing 6, 7, 8 – Week 1

Play session 3 – Composition of 8.

<https://whiterosemaths.com/homelearning/early-years/growing-6-7-8/>

Complete 'Get the activity'

<https://wrm-13b48.kxcdn.com/wp-content/uploads/2021/01/PDF-Growing-6-7-8-Week-1-Session-3.pdf>



Approx. Lesson Time – 20 minutes
Evidence Required – Photo/Video of activity

2.00pm – Meet Mrs Robertson on Teams to show me your ladybirds.

Practise writing your name. Use your name card to write on with your white board pen first. Can you copy your name into your book?



Make it more interesting – Make a rainbow name. Write your name in different colours or write each letter in a different colour!

If you can write your name on your own, try writing your name on a line. Think carefully how each letter sits on the line. Check your letter sizes.

Approx. Lesson – 10 minutes
Evidence Required – photo/video of writing

Music – Journeys and adventures

Getting on a train – part 1
<https://classroom.thenational.academy/lessons/getting-on-a-train-part-1-6ww38d>

Getting on a train – part 2
<https://classroom.thenational.academy/lessons/getting-on-a-train-part-2-cn3ee>

Approx. Lesson Time – 30 minutes
Evidence Required – Photo/Video joining in activity

**Day
4**

https://www.youtube.com/channel/UCo7fbLgY2oA_cFCI9GdxtQ

Please watch and learn
Set 1 Speed Sound Lesson 'w'
Set 1 Word Time Reading
Set 1 Spelling
(available from 9.30 am for 24 hours only).

You may need to pause the videos at points to give the children time to write.

Approx. Lesson Time – 30 minutes
Evidence Required – photo/video of reading or writing/spelling

Challenge – Use one of your new words to write a sentence.

Rote count from 0 to 20 and back to 0
Pick a number, what come next (one more), what comes before (one less)

Growing 6, 7, 8 – Week 1

Play session 4 – Matching 6, 7 & 8.

<https://whiterosemaths.com/homelearning/early-years/growing-6-7-8/>

Complete 'Get the activity'

<https://wrm-13b48.kxcdn.com/wp-content/uploads/2021/01/PDF-Growing-6-7-8-Week-1-Session-4.pdf>



Approx. Lesson Time – 20 minutes
Evidence Required – Photo/Video of activity

Poem Writing

Write your own 'What Am I' poem. Think of one of our polar animals. What does it look like? Describe your animal in a poem. For someone else to guess. Remember you are not allowed to say what your animal is. Try starting each sentence with I have...

Example

I have white fur.
I have four big paws.
I have sharp claws.
What am I?



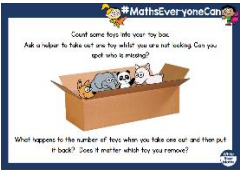
Approx. Lesson Time – 20 minutes
Evidence Required – Photo of writing

Bird Feeders

Let's look after the birds over Winter by making some bird feeders. See the attached instructions or view the file on EyLog.



Approx. Lesson Time – 15 minutes
Evidence Required – Photo of activity

<p>Day 5</p>	<p>https://www.youtube.com/channel/UCo7fbLgY2oA_cFCI9GdxtQ</p> <p>Please watch and learn Set 1 Speed Sound Lesson 'z'</p> <p>10.30am – Meet Mrs Robertson on Teams for reading and spelling.</p> <p><i>(available from 9.30 am for 24 hours only).</i></p> <p>You may need to pause the videos at points to give the children time to write.</p> <p><i>Approx. Lesson Time – 30 minutes</i> <i>Evidence Required – photo/video of reading or writing/spelling</i></p> <p>Challenge – Use one of your new words to write a sentence.</p>	<p><i>Rote count from 0 to 20 and back to 0</i> <i>Pick a number, what come next (one more), what comes before (one less)</i></p> <p>Growing 6, 7, 8 – Week 1</p> <p>Play session 5 – 1 more and less.</p> <p>https://whiterosemaths.com/homelearning/early-years/growing-6-7-8/</p> <p>Complete 'Get the activity'</p> <p>https://wrm-13b48.kxcdn.com/wp-content/uploads/2021/01/PDF-Growing-6-7-8-Week-1-Session-5.pdf</p>  <p><i>Approx. Lesson Time – 20 minutes</i> <i>Evidence Required – Photo/Video of activity</i></p>		<p>-----</p> <p>Have some FUN!</p> <p>Enjoy yourself, play some games, go for a walk or maybe to the park, If you live near the beach walk on the same, ride a bike or scooter. What else do you enjoy doing. But remember to follow the rule and keep yourself safe!</p> <p>-----</p> <p>Assembly – Watch Mrs Wood's Hero assembly <i>(Facebook or website)</i> https://www.hyltoncastleprimary.org.uk/assemblies/</p>
<p>Additional learning activities which are updated daily can be found at https://www.bbc.co.uk/bitesize https://classroom.thenational.academy/ https://www.youtube.com/c/TheBodyCoachTV/videos Pe with Joe Wicks https://www.bbc.co.uk/iplayer/episode/p06tmn51/andys-wild-workouts-series-1-1-under-the-sea Andy's Wild Work outs https://www.youtube.com/user/CosmicKidsYoga Cosmic Kids Yoga https://www.phonicsplay.co.uk/resources Phonics Play Explore games using phase 1 and 2 username: jan21 Password: home</p> <p>Resources, documents, and tasks will also be uploaded onto the EyLog app. These can be found by pressing the menu (three lines) in the top right corner and selecting resources/documents.</p>				

We will monitor who has not complete tasks/sent evidence and follow this up.