



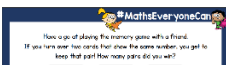




Home Learning Timetable - WB 08/02/21

Please remember to send evidence of learning. Children will receive tokens for completing home learning tasks.

Please add a date and title to any work recorded in your child's blue book and observations uploaded to EyLog.

	Phonics 	Maths 	Writing Activity 	The World 
Day 1	<p>https://www.youtube.com/channel/UCo7fbLgY2oA_cFCIg9GdxtQ</p> <p>Please watch and learn Set 1 Speed Sound Lesson 'x' Set 1 Word Time Reading Set 1 Spelling <i>(available from 9.30 am for <u>24 hours</u> only).</i></p> <p>You may need to pause the videos at points to give the children time to write.</p> <p><i>Approx. Lesson Time – 30 minutes</i> <i>Evidence Required – photo/video of reading or writing/spelling</i></p> <p>Challenge – Use one of your new words to write a sentence.</p> <p style="background-color: yellow; padding: 5px;">10.30am – Meet Mrs Robertson on Teams to look at letter formation – You will need your whiteboard, pen and rubber.</p>	<p><i>Rote count from 0 to 20 and back to 0</i> <i>Pick a number, what come next (one more), what comes before (one less)</i></p> <p>Growing 6, 7, 8 – Week 2</p> <p>Play session 1 – Matching 6, 7 & 8</p> <p>https://whiterosemaths.com/homelearning/early-years/growing-6-7-8-week-2/</p> <p>Complete 'Get the activity'</p> <p>https://wrm-13b48.kxcdn.com/wp-content/uploads/2021/01/PDF-Growing-6-7-8-Week-2-Session-1.pdf</p> <div style="text-align: center;">  <p style="font-size: small;">How is your playing the memory game with a friend? If you turn over two cards that show the same number, you get to keep that card! How many cards do you win?</p>  </div> <p><i>Approx. Lesson Time – 20 minutes</i> <i>Evidence Required – Photo/Video of activity</i></p>	<p>Now you know how to make playdough (Friday's maths lesson) why not exercise those writing fingers with some 'dough disco'</p> <p>https://www.youtube.com/watch?v=a3bwm_ZdDq4</p> <p style="text-align: center;">-----</p> <p style="text-align: center;">Scissor skills</p> <p>Try cutting out some of your circles, squares, and triangle. You might like to draw them on some paper rather than in your book for cutting out. Take care to hold your scissors correctly and safely.</p> <div style="text-align: center;">  </div> <p>What other shapes or patterns can you cut out?</p> <p><i>Approx. Lesson Time – 20 minutes</i> <i>Evidence Required – Photo/Video of activity</i></p>	<p style="text-align: center;">Activities to work on anytime through the week.</p> <p style="text-align: center; margin-top: 20px;">Assembly – Watch Mrs Wood's Celebration assembly (Facebook or website) https://www.hyltoncastleprimary.org.uk/assemblies/</p> <p style="text-align: center;">-----</p> <p style="text-align: center;">PE</p> <p>Try to do some daily exercise to help keep you fit. You could join in with Joe Wicks PE lessons, Andy's Wild Workout, or some Cosmic Kids Yoga.</p> <p style="text-align: center;">All links are at the bottom of this page.</p> <p style="text-align: center;">-----</p>

Day
2

https://www.youtube.com/channel/UCo7fbLgY2oA_cFCI9GdxtQ

Please watch and learn
Set 1 Speed Sound Lesson 'sh'
Set 1 Word Time Reading
Set 1 Spelling
(available from 9.30 am for 24 hours only).

You may need to pause the videos at points to give the children time to write.

Approx. Lesson Time – 30 minutes
Evidence Required – photo/video of reading or writing/spelling

Challenge – Use one of your new words to write a sentence.

10.30am – Meet Miss Burlison on Teams for word time and spelling

*Rote count from 0 to 20 and back to 0
Pick a number, what come next (one more), what comes before (one less)*

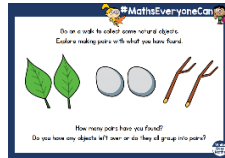
Growing 6, 7, 8 – Week 2

Play session 2 – Making pairs

<https://whiterosemaths.com/homelearning/early-years/growing-6-7-8-week-2/>

Complete 'Get the activity'

<https://wrm-13b48.kxcdn.com/wp-content/uploads/2021/01/PDF-Growing-6-7-8-Week-2-Session-2.pdf>



Approx. Lesson Time – 20 minutes
Evidence Required – Photo/Video of activity

Practise drawing a circle, square and triangle. These shapes are important when it comes to forming letters. An adult could draw these first for you to copy. Try to make them all the same size.

Complete page 6 of your writing patterns booklet. Take your time to form the shapes correctly.
Check you are sitting and holding your pencil correctly.



To make things more interesting, why now use different colours!

Approx. Lesson Time – 10 minutes
Evidence Required – photo of handwriting

Chinese New Year

The following videos will teach you about Chinese New Year.

https://www.youtube.com/watch?v=GVP_HdFX9iHY

https://www.bbc.co.uk/bitesize/topics/zjk_c92p/articles/zphcydm

<https://www.bbc.co.uk/iplayer/episode/m000dw9c/go-jettlers-series-3-25-chinese-new-year-dragon-dance-drama>

Over the week try doing some different Chinese New Year activities such as: -

- Make a paper lantern
- Make a dragon
- Do a dragon dance
- Try some Chinese food
- Colour some Chinese pictures
- Make a lucky fish

Approx. Lesson Time – approx. 15 minutes per activity – pick your favourites
Evidence Required – Photo/video of activities

**Day
3**

https://www.youtube.com/channel/UCo7fbLgY2oA_cFCI9GdxtQ

Please watch and learn
Set 1 Speed Sound Lesson 'th'
Set 1 Word Time Reading
Set 1 Spelling
(available from 9.30 am for 24 hours only).

You may need to pause the videos at points to give the children time to write.

Approx. Lesson Time – 30 minutes
Evidence Required – photo/video of reading or writing/spelling

Challenge – Use one of your new words to write a sentence.

Rote count from 0 to 20 and back to 0
Pick a number, what come next (one more), what comes before (one less)

Growing 6, 7, 8 – Week 2

Play session 3 – Combining 2 groups

<https://whiterosemaths.com/homelearning/early-years/growing-6-7-8-week-2/>

Complete 'Get the activity'

<https://wrm-13b48.kxcdn.com/wp-content/uploads/2021/01/PDF-Growing-6-7-8-Week-2-Session-3.pdf>



Approx. Lesson Time – 20 minutes
Evidence Required – Photo/Video of activity

2.00pm – Meet Mrs Robertson on Teams for some mental maths activities.

Practise writing your name. Use your name card to write on with your white board pen first. Can you copy your name into your book?



Make it more interesting – Make a rainbow name. Write your name in different colours or write each letter in a different colour!

If you can write your name on your own, try writing your name on a line. Think carefully how each letter sits on the line. Check your letter sizes.

Who can write their first and last name?

Approx. Lesson – 10 minutes
Evidence Required – photo/video of writing

Reading

Share daily stories with someone at home. Read together. Try and guess what might happen next in the story. How do you think the story will end?

Read some of your reading book each day. Sound the words out (Fred talk) to read the words.

Approx. Lesson Time – 10 minutes daily
Evidence Required – Video reading a page of book

Story time with Miss Burlison – Meet me virtually so I can read you a story. 11.00am on teams

Approx. Lesson Time – 10 minutes
Evidence Required – Attend virtual meeting

Day
4

https://www.youtube.com/channel/UCo7fbLgY2oA_cFCI9GdxtQ

Please watch and learn

Set 1 Speed Sound Lesson 'ch' **NEW SOUND**

Set 1 Word Time Reading

Set 1 Spelling

(available from 9.30 am for 24 hours only).

You may need to pause the videos at points to give the children time to write.

Approx. Lesson Time – 30 minutes

Evidence Required – photo/video of reading or writing/spelling

Challenge – Use one of your new words to write a sentence.

Rote count from 0 to 20 and back to 0

Pick a number, what come next (one more), what comes before (one less)

Growing 6, 7, 8 – Week 2

Play session 4 – Combining 2 groups


AND

Play session 5 – Adding more


<https://whiterosemaths.com/homelearning/early-years/growing-6-7-8-week-2/>

Complete 'Get the activity'

<https://wrm-13b48.kxcdn.com/wp-content/uploads/2021/01/PDF-Growing-6-7-8-Week-2-Session-4.pdf>



<https://wrm-13b48.kxcdn.com/wp-content/uploads/2021/01/PDF-Growing-6-7-8-Week-2-Session-5.pdf>



Approx. Lesson Time – 20 minutes

Evidence Required – Photo/Video of activity

Chinese Writing

Have a go at drawing some of your own Chinese symbols.



I have attached a file with some examples for you to copy.

Approx. Lesson Time – 15 minutes

Evidence Required – Photo of writing

10.30am – Meet Mrs Robertson on Teams to show me what you have been learning about Chinese new year.

Music – Journeys and adventures

Sailing on a boat

<https://classroom.thenational.academy/lessons/sailing-on-a-boat-6gwktj>

A big adventure

<https://classroom.thenational.academy/lessons/a-big-adventure-70r6cr>

Approx. Lesson Time – 30 minutes

Evidence Required – Photo/Video joining in activity

Have some FUN!

Enjoy yourself, play some games, go for a walk or maybe to the park, If you live near the beach walk on the same, ride a bike or scooter. What else do you enjoy doing. But remember to follow the rule and keep yourself safe!

Assembly – Watch Mrs Wood's Hero assembly (Facebook or website)

<https://www.hyltoncastleprimary.org.uk/assemblies/>

<p>Day 5</p>	<p>https://www.youtube.com/channel/UCo7fbLgY2oA_cFClg9GdxtQ</p> <p>Please watch and learn Set 1 Speed Sound Lesson 'qu' NEW SOUND</p>	<div style="border: 1px solid black; background-color: #fce4d6; padding: 10px; display: inline-block;"> <h2 style="color: red; margin: 0;">INSET DAY – SCHOOL CLOSED</h2> </div>		
<p>Additional learning activities which are updated daily can be found at</p> <p>https://www.bbc.co.uk/bitesize</p> <p>https://classroom.thenational.academy/</p> <p>https://www.youtube.com/c/TheBodyCoachTV/videos Pe with Joe Wicks</p> <p>https://www.bbc.co.uk/iplayer/episode/p06tmn51/andys-wild-workouts-series-1-1-under-the-sea Andy's Wild Work outs</p> <p>https://www.youtube.com/user/CosmicKidsYoga Cosmic Kids Yoga</p> <p>https://www.phonicsplay.co.uk/resources Phonics Play Explore games using phase 1 and 2 username: jan21 Password: home</p> <p>Resources, documents, and tasks will also be uploaded onto the EyLog ap. These can be found by pressing the menu (three lines) in the top right corner and selecting resources/documents.</p>				

We will monitor who has not complete tasks/sent evidence and follow this up.